


# Guess the SHAPES




# Welcome to our Guess the Shape Game!




Today, we'll have some fun with shapes.  
Let's read the descriptions, think carefully,  
and try to guess in Spanish what shape is being  
described.

Are you ready to test your shape knowledge?

A large pink triangle is positioned on the left side of the page. Inside the triangle, there is a red trapezoid with a rounded top. Three dark blue dots are scattered within the triangle: one on the left side, one near the top right corner, and one near the bottom right corner. The right side of the page is white and contains text.

It has 3 sides and 3 angles.  
It looks like a pizza slice or  
a piece of cheese.

**What shape is it?**




**Yes!**

**It's un triángulo!**

It has no sides.  
It looks like a pizza ,  
a ball or an orange

What shape is it?




**Yes!**  
**It's un círculo!**



It has four sides, but only two of them are long.  
It looks like a door or a book.

What shape is it?





**Yes! It's un rectángulo**

It has four equal sides  
and four corners.  
It looks like a window  
or a present.

What shape is it?






**Yes!**  
**It's un cuadrado!**

It has five points and y can find this in the sky. It shines very bright and is so far away and you need a telescope to see it up close.

**What shape is it?**





**Yes!**  
**It's una estrella!**

# Great Job!

You did an amazing job guessing the shapes! Now you know how to describe shapes and their properties. Keep practicing, and soon you'll be a shape expert!

